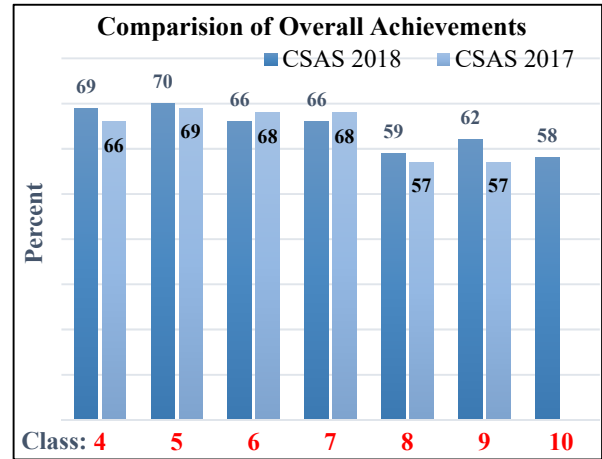


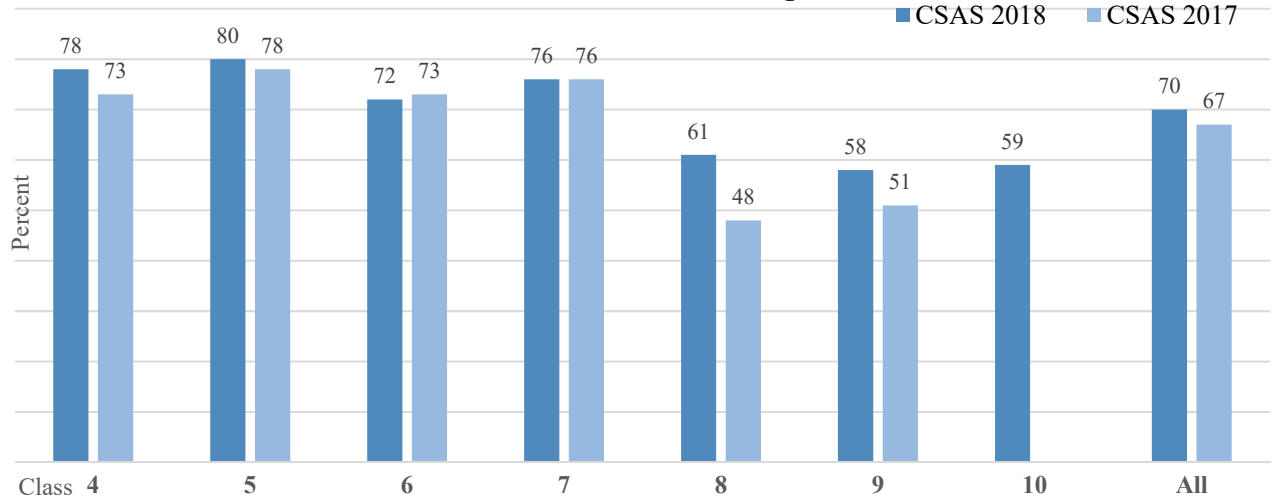
CENSUS BASED STATE ACHIEVEMENT SURVEY (CSAS) 2018 GADAG DISTRICT ACHIEVEMENTS

I Class-wise and Subject-wise Achievements:

Subject / Class	4	5	6	7	8	9	10	All 2018	All 2017
Lang 1	71	64	72	65	70	64	69	68	67
Lang 2	70	54	52	49	65	69	67	62	61
Lang 3			62	59	67	54	64	61	65
Maths	70	71	63	63	62	62	53	64	66
EVS/Sci	70	75	65	62	55	49	60	63	61
SS			68	65	59	68	67	65	63
All - 2018	69	70	66	66	59	62	58	63	
All - 2017	66	69	68	68	57	57			64



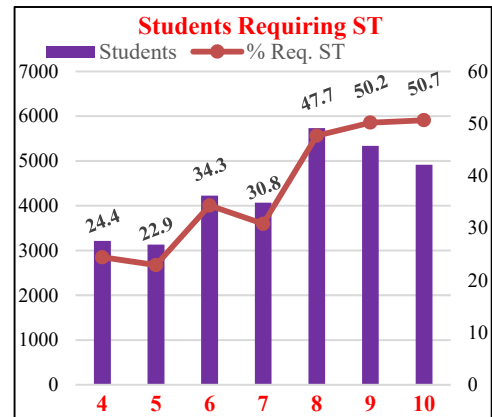
II Class-wise Pass Percentage



III Class-wise and Subject-wise Supplementary Teaching (ST):

Class	Students	L1	L2	L3	Math	EVS / Sci	SS	Sub Agg
4	3217	1509	1760	-	1290	1006	-	5565
5	3132	1783	1533	-	1090	951	-	5357
6	4225	1457	1647	1757	1593	1298	1112	8864
7	4066	1014	1210	1456	1613	1509	1198	8000
8	5734	1660	2723	2334	1846	2897	1831	13291
9	5337	859	3011	1463	1321	3072	1078	10804
10	4914	838	2705	2337	1626	1419	656	9581
Overall	30625	9120	14589	9347	10379	12152	5875	61462

Sub Agg.: Subjects Aggregate



IV Deficiencies in Competency Levels (< 40% listed below): Pl see "Competency List" file for details

Class/Sub	Kannada	English	Maths	EVS/Sci	SS
4			MATH413	EVS411, 419, 430	
5	KAN501, 506, 510		MATH516, 523		
6	KAN620	ENG607, 627	MATH602, 610, 619	SCI608, 623	SS618
7	KAN709	ENG709, 710	MATH704, 710, 713, 717	SCI709, 711, 723, 727	
8	KAN811, 814, 820	ENG804, 808, 817, 818, 828,	MATH805, 807	SCI810, 812, 816, 823, 829	SS813, 814, 822, 826, 828
9	KAN911	ENG901, 913, 916, 926, 930	MATH911, 925	SCI902, 903, 906, 916, 917, 918, 919, 921, 923, 925	
10	KAN0123	ENG0104, 0105, 0112, 0114, 0116, 0117, 0125, 0126, 0127	MATH0106, 0114, 0117, 0118, 0120, 0123, 0128	SCI0110, 0112, 0116, 0121	SS0105, 0111, 0115